



WORK PLAN FOR TEACHERS(SEMESTER-WISE) Semester I , III, V 2022-2023										
NAME OF THE TEACHER: PROF. CHHAYA PINGE					DEPARTMENT: STATISTICS					
CLASS	UNIT/TOPIC	ALLOTTED LECTURES	LECTURES CONDUCTED	EXTRA LEC(IF ANY)	MODE OF TEACHING	Links of video And audio Clips	ESTIMATED DEGREE OF DIFFICULTY IN LEARNING	PRACTICE TEST GIVEN/ NOT GIVEN	% STUDENT ATTENDANCE	HOD SIGNATURE
FYBCom Paper VI	Unit III Summarization Measures	15	15		CHALK-N-BOARD , Discussion, solving application based problems, E content		40-60%	More problems are given to solve.		
	Unit IV Elementary Probability Theory	15	16	1	CHALK-N-BOARD , Discussion, solving application based problems, E content		40-60%	More problems are given to solve.		
	Unit V Decision Theory	15	16	1	CHALK-N-BOARD , Discussion, solving application based problems, E content		60% and Above	More problems are given to solve.		
TYBSc	Unit I - Probability I	15	17	2	CHALK-N-BOARD , Discussion, solving application based problems, E content		40-60%	More problems are given to solve.		
	Unit I - Probability II	15	15		CHALK-N-BOARD , Discussion, solving application based problems, E content		40-60%	More problems are given to solve.		




PRINCIPAL
 RAMNIRANJAN JHUNJHUNWALA COLLEGE
 OF ARTS, SCIENCE & COMMERCE (AUTONOMOUS)
 Ghatkopar (W), Mumbai-400 086, Maharashtra, INDIA


Paper I	Unit III Joint Moment Generating Function, Trinomial and Multinomial Distribution	15	15	CHALK-N-BOARD , Discussion, solving application based problems, E content		40-60%	More problems are given to solve.		
	Unit IV Order Statistics	15	15	CHALK-N-BOARD , Discussion, solving application based problems, E content		60% and Above	More problems are given to solve.		




PRINCIPAL
RAMNIRANJAN JHUNJHUNWALA COLLEGE
OF ARTS, SCIENCE & COMMERCE (AUTONOMOUS)
Ghatkopar (W), Mumbai-400 086, Maharashtra, INDIA


WORK PLAN FOR TEACHERS(SEMESTER-WISE) Semester II , IV, VI 2022-23

NAME OF THE TEACHER: PROF. SURAJ SINGH					DEPARTMENT: STATISTICS					
CLASS	UNIT/TOPIC	ALLOTTED LECTURES	LECTURES CONDUCTED	EXTRA LEC(IF ANY)	MODE OF TEACHING		ESTIMATED DEGREE OF DIFFICULTY IN LEARNING	PRACTICE TEST GIVEN/ NOT GIVEN	% STUDENT ATTENDANCE	HOD SIGNATURE
SYBsc Paper I	Unit I Standard Continuous Probability Distributions	15	15		CHALK-N-BOARD , Discussion, solving application based problems, E content		60% and Above	More problems are given to solve.		
	Unit II Normal Distribution	15	16	1	CHALK-N-BOARD , Discussion, solving application based problems, E content		Below 40%	More problems are given to solve.		
	Unit III Exact Sampling Distribution	15	18	3	CHALK-N-BOARD , Discussion, solving application based problems, E content		40-60%	More problems are given to solve.		
TVBSc	Unit I Mortality Tables	15	15		CHALK-N-BOARD , Discussion, solving application based problems, E content		40-60%	More problems are given to solve.		
	Unit II Compound Interests and Annuities Certain	15	18	3	CHALK-N-BOARD , Discussion, solving problems, E content		40-60%	More problems are given to solve.		





PRINCIPAL
RAMNIRANJAN JHUNJHUNWALA COLLEGE
OF ARTS, SCIENCE & COMMERCE (AUTONOMOUS)
Ghatkopar (W), Mumbai-400 086, Maharashtra, INDIA

T BSc Paper IV	Unit III Life Annuities	15	15	CHALK-N-BOARD , Discussion, solving application based problems, E content	40-60%	More problems are given to solve.		
	Unit IV Assurance Benefits	15	15	CHALK-N-BOARD , Discussion, solving application based problems, E content	60% and Above	More problems are given to solve.		
* = CHALK-N-BOARD/OHP/PPT/QUIZ FORMAT/YOU TUBE CLIPS/USINGSMART BOARD/SHARING OF E-CONTENT/SIMULATION								
1,2 =60% AND ABOVE- Difficult, BETWEEN 40-60%- Ease to learn, BELOW 40%- Very easy								




PRINCIPAL
RAMNIRANJAN JHUNJHUNWALA COLLEGE
OF ARTS, SCIENCE & COMMERCE (AUTONOMOUS)
Ghatkopar (W), Mumbai-400 086, Maharashtra, INDIA

WORK PLAN FOR TEACHERS(SEMESTER-WISE) Semester 2022-2023										
NAME OF THE TEACHER: Mr. Rahul Tiwari					DEPARTMENT: STATISTICS					
CLASS	UNIT/TOPIC	ALLOTTED LECTURES	LECTURES CONDUCTED	EXTRA LEC(IF ANY)	MODE OF TEACHING	Links of video And audio Clips	ESTIMATED DEGREE OF DIFFICULTY IN LEARNING	PRACTICE TEST GIVEN/ NOT GIVEN	% STUDENT ATTENDANCE	HOD SIGNATURE
SEMESTER I,III, V										
T.Y.B.Sc.	Fundamental of R	15	15	7	PPT/E-Content/Quiz format/Simulation	https://youtu.be/qS7JO-w5ud8	40-60%			
	Simple linear regression	15	15		PPT/E-Content/Quiz format/Simulation	https://youtu.be/_Aea6LUy6DE	40-60%			
	Multiple linear regression	15	12		PPT/E-Content/Quiz format/Simulation	https://youtu.be/xoU5h5I35BU	40-60%			
	Validity of assumptions	15	12		PPT/E-Content/Quiz format/Simulation	https://youtu.be/FbzXzLUMxlg	40-60%			
S.Y.B.Sc.	Concepts of sampling and simple random sampling	15	15	2	E-Content/Quiz format	https://youtu.be/4clYQdqU6S4	40-60%			
	Stratified Sampling	15	12		E-Content/Quiz format	https://youtu.be/WOIWTayhLV0	40-60%			
	Ratio and Regression estimation	15	15		E-Content/Quiz format	https://youtu.be/UOrcWM0-3Vk	40-60%			
F.Y.B.Sc.	Types of Data and Data Condensation.	15	15	2	E-Content/Quiz format	https://youtu.be/4clYQdqU6S4	40-60%			
	Classification and Presentation of data and Measures of central tendency.	15	15		E-Content/Quiz format	https://youtu.be/WOIWTayhLV0	40-60%			
	Measures of Dispersion, Skewness & Kurtosis	15	15		E-Content/Quiz format	https://youtu.be/UOrcWM0-3Vk	40-60%			




PRINCIPAL
RAMNIRANJAN JHUNJHUNWALA COLLEGE
OF ARTS, SCIENCE & COMMERCE (AUTONOMOUS)
Ghatkopar (W), Mumbai-400 086, Maharashtra, INDIA


SEMESTER II, VI, VI										
NAME OF THE TEACHER: Mr. Rahul Tiwari					DEPARTMENT: STATISTICS					
CLASS	UNIT/TOPIC	ALLOTTED LECTURES	LECTURES CONDUCTED	EXTRA LEC(IF ANY)	MODE OF TEACHING	Links of video And audio Clips	ESTIMATED DEGREE OF DIFFICULTY IN LEARNING	PRACTICE TEST GIVEN/ NOT GIVEN	% STUDENT ATTENDANCE	HOD SIGNATURE
T.Y.B.Sc.	Linear Programming Problem	15	15		CHALK-N-BOARD /E- Content					
	Inventory Control	15	15	7	CHALK-N-BOARD					
	Replacement Theory	15	10		CHALK-N-BOARD/E-Content					
	Simulation and Reliability	15	15	5	CHALK-N-BOARD/ E-Content					
S.Y.B.Sc.	Analysis of variance	15	14		CHALK-N-BOARD					
	Design of Experiment	15	12		CHALK-N-BOARD					
	Factorial Experiment	15	15	1	CHALK-N-BOARD					
F.Y.B.Sc.	Continuous Random Variable	15	15	6	CHALK-N-BOARD					
	Some Standard Continuous Distributio	15	15		CHALK-N-BOARD					
	Estimation and Testing of hypothesis	15	15		CHALK-N-BOARD					
*= CHALK-N-BOARD/OHP/PPT/QUIZ FORMAT/YOU TUBE CLIPS/USINGSMART BOARD/SHARING OF E-CONTENT/SIMULATION 1,2 =60% AND ABOVE- Difficult, BETWEEN 40-60%- Ease to learn, BELOW 40%- Very easy										




PRINCIPAL
RAMNIRANJAN JHUNJHUNWALA COLLEGE
OF ARTS, SCIENCE & COMMERCE (AUTONOMOUS)
Ghatkopar (W), Mumbai-400 086, Maharashtra, INDIA


WORK PLAN FOR TEACHERS(SEMESTER-WISE) Semester I , III, V 2022-2023

NAME OF THE TEACHER: Mr. Jaishankar Singfh					DEPARTMENT: Statistics					
CLASS	UNIT/TOPIC	ALLOTTED LECTURES	LECTURES CONDUCTED	EXTRA LEC(IF ANY)	MODE OF TEACHING	Links of video And audio Clips	ESTIMATED DEGREE OF DIFFICULTY IN LEARNING	PRACTICE TEST GIVEN/ NOT GIVEN	% STUDENT ATTENDANCE	HOD SIGNATURE
FYBSc (Paper-2)	Unit I Elementary Probability Theory	15	19	4	Chalk and Board		60% and Above	Given		
	Unit II Concept of Discrete random variable and properties of its probability distribution	15	19	4	Chalk and Board		60% and Above	Given		
	Unit III Some Standard Discrete Distributions	15	15		Chalk and Board		40-60%	Given		
SYBSc(Paper-1)	Unit I : Univariate Random Variables (Discrete and Continuous)	15	18	3	Chalk and Board		40-60%	Not Given		
	Unit II : Standard Discrete Probability Distributions	15	15		Chalk and Board		40-60%	Not Given		
	Unit III: Bivariate Probability Distributions	15	13		Chalk and Board		40% and Below	Not Given		





PRINCIPAL
 RAMNIRANJAN JHUNJHUNWALA COLLEGE
 OF ARTS, SCIENCE & COMMERCE (AUTONOMOUS)
 Ghatkopar (W), Mumbai-400 086, Maharashtra, INDIA

TYBSc (Paper-2)	Unit I : Point Estimation And Properties Of Estimator	15	15		Chalk and Board		40-60%	Not Given		
	Unit II : Methods of Estimation	15	20	5	Chalk and Board		40-60%	Not Given		
	Unit III: Bayesian Estimation And Confidence Interval	15	15		Chalk and Board		60% and Above	Not Given		
	Unit IV: Linear models	15	14		Chalk and Board		40-60%	Not Given		




PRINCIPAL
RAMNIRANJAN JHUNJHUNWALA COLLEGE
OF ARTS, SCIENCE & COMMERCE (AUTONOMOUS)
Ghatkopar (W), Mumbai-400 086, Maharashtra, INDIA

WORK PLAN FOR TEACHERS(SEMESTER-WISE) Semester II , IV, VI 2022-2023										
NAME OF THE TEACHER: Mr. Jaishankar Singh					DEPARTMENT: Statistics					
CLASS	UNIT/TOPIC	ALLOTED LECTURES	LECTURES CONDUCTED	EXTRA LEC(IF ANY)	MODE OF TEACHING	Links of video And audio Clips	ESTIMATED DEGREE OF DIFFICULTY IN LEARNING	PRACTICE TEST GIVEN/ NOT GIVEN	% STUDENT ATTENDANCE	HOD SIGNATURE
FYBSc (Paper-2)	Unit I Continuous Random Variable	15	20	5	Chalk and Board		40%-60%	Given		
	Unit II Some Standard Continuous Distributions.	15	15		Chalk and Board		40% and Below	Given		
	Unit III Estimation and Testing of hypothesis	15	20	5	Chalk and Board		40% and Below	Given		
TYBSc	Unit I Bivariate Normal Distribution	15	15		Chalk and Board		40% and Below	Not Given		
	Unit II :Generating Functions	15	18	3	Chalk and Board		60% and Above	Not Given		




PRINCIPAL
RAMNIRANJAN JHUNJHUNWALA COLLEGE
OF ARTS, SCIENCE & COMMERCE (AUTONOMOUS)
Ghatkopar (W), Mumbai-400 086, Maharashtra, INDIA

(Paper-4)	Unit III Stochastic Processes	15	20	5	Chalk and Board	40%-60%	Not Given		
	Unit IV: Queueing Theory	15	15		Chalk and Board	60% and Above	Not Given		
*= CHALK-N-BOARD/OHP/PPT/QUIZ FORMAT/YOU TUBE CLIPS/USINGSMART BOARD/SHARING OF E-CONTENT/SIMULATION									
1,2 =60% AND ABOVE- Difficult, BETWEEN 40-60%- Ease to learn, BELOOW 40%- Very easy									




PRINCIPAL
RAMNIRANJAN JHUNJHUNWALA COLLEGE
OF ARTS, SCIENCE & COMMERCE (AUTONOMOUS)
Ghatkopar (W), Mumbai-400 086, Maharashtra, INDIA